


Water system

		eThermo Top Eco 20 P/30 P	Thermo Top Evo	Thermo Pro 90	Order number
	Hose				
	EPDM, black				
	Di = 15, Da = 22, L = 2,400	■	■	■	1320300A
	Di = 18, Da = 25, L = 2,000	■	■	■	1322423A
	Di = 18, Da = 25, L = 20,000	■	■	■	1316941A
Di = 20, Da = 27, L = 380	■	■	■	1320960A	
	Molded hose 90°				
	black				
	Di = 15, Da = 22, L1 = 1,020, L2 = 50, 90°	■	■	■	1320789A
	Di = 18, Da = 25, L1 = 136, L2 = 92, 90°	■	■	■	1320907A
	Di = 18, Da = 25, L1 = 500, L2 = 47, 90°	■	■	■	1319953A
	Di = 18, Da = 25, L1 = 1,020, L2 = 50, 90°	■	■	■	1320794A
	Di = 20, Da = 27, L1 = 60, L2 = 55, 90°	■	■	■	1319673A
	Di = 20, Da = 27, L1 = 70, L2 = 70, 90°	■	■	■	1319839A
	Di = 20, Da = 27, L1 = 130, L2 = 48, 90°	■	■	■	1320147A
	Di = 20, Da = 27, L1 = 360, L2 = 20, 90°	■	■	■	1320961A
Di = 20, Da = 27, L1 = 615, L2 = 56, 90°	■	■	■	1320197A	
	Molded hose 90°				
	Di = 18, Da = 25, 90°	■	■	■	1319418A
	Molded hose 90°				
	D1i = 20, D2i = 18, D1a = 27, D2a = 25, black				
	L1 = 70, L2 = 70	■	■	■	1320870A
L1 = 151, L2 = 55, 90°	■	■	■	1320201A	
	Molded hose 180°				
	180°, black				
Di = 18, Da = 25, L1 = 18, L2 = 18, r = 25 mm	■	■	■	1319401A	
Di = 20, Da = 27, L1 = 40, L2 = 64, r = 24 mm	■	■	■	1319623A	

Water system

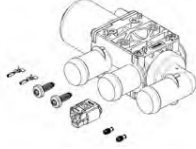
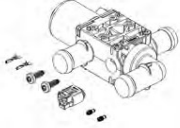
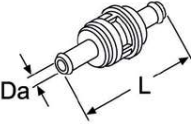
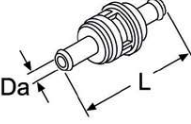
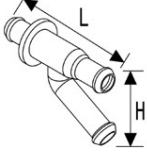
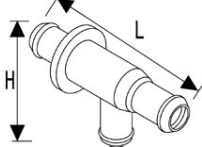
		eThermo Top Eco 20 P/30 P	Thermo Top Evo	Thermo Pro 90	Order number
	Molded hose 180°				
	180°				
	Di = 15, Da = 22, L1 = 580, L2 = 20, H = 75	■	■	■	1320790A
	Di = 18, Da = 25, L1 = 580, L2 = 20, H = 75	■	■	■	1319421A
	Di = 18, Da = 25, L1 = 1,100, L2 = 20, H = 75	■	■	■	1322496A
Di = 20, Da = 27, L1 = 88, L2 = 64, H = 47	■	■	■	1320913A	
	Molded hose 180°				
	180°, black				
	Di = 18, Da = 25, L1 = 110, L2 = 20, H = 54	■	■	■	1322493A
Di = 20, L1 = 190, L2 = 113	■	■	■	1322473A	
	Molded hose 180°				
	D1i = 20, D2i = 15, D1a = 27, D2a = 22, L1 = 55, L2 = 20, L3 = 55, L4 = 65, 180°, black	■	■	■	1320901A
	T-piece				
	D1a = 15, D2a = 15, L = 75, plastic, black	■	■	■	1327573A
	D1a = 18, D2a = 18, L = 75, plastic, black	■	■	■	1321001A
	D1a = 20, D2a = 25, L = 100, aluminium	■	■	■	1328140B
	Connecting pipe				
	L = 63				
	D1a = 16, D2a = 18, 10 pieces, black	■	■	■	1321125A
	D1a = 15, D2a = 18, plastic, 20 pieces, black	■	■	■	9005813B
	D1a = 15, D2a = 20, plastic, 10 pieces, black	■	■	■	1321000A
	D1a = 17, D2a = 20, plastic, black	■	■	■	1320143A
	D1a = 18, D2a = 18, plastic, 2 pieces	■	■	■	1322834A
	D1a = 18, D2a = 18, plastic, 10 pieces, black	■	■	■	9006211A
	D1a = 18, D2a = 20, plastic, 2 pieces	■	■	■	9029195A
	D1a = 18, D2a = 20, plastic, 10 pieces, black	■	■	■	9005819C
	D1a = 18, D2a = 22, plastic, black	■	■	■	1320155A
	D1a = 20, D2a = 14, aluminium	■	■	■	1319722A
	D1a = 20, D2a = 20, plastic, black	■	■	■	1320342A
D1a = 20, D2a = 22, plastic, black	■	■	■	1319594A	

Water system

		eThermo Top Eco 20 P/30 P	Thermo Top Evo	Thermo Pro 90	Order number
	Connecting pipe				
	plastic, black				
	Da 18/18 mm, 5 pieces	■	■	■	1321082A
	Da 18/6820 mm	■	■	■	1322277A

Please refer to our separate heating product catalog for our full range of accessories (see also page 9).

Valve

		eThermo Top Eco 20 P/30 P	Thermo Top Evo	Thermo Pro 90	Order number
	3/2 way magnetic valve				
	incl. socket housing 2-pin, 2 seals, 2 bushing contacts, 2 EJOT-PT-screws, for 18 mm hose	■	■		1328173A
	3/2 way magnetic valve				
	incl. socket housing 2-pin, 2 seals, 2 bushing contacts, 2 EJOT-PT-screws, for 18 mm hose		■	■	1328168A
	Check valve				
	plastic, with leak hole, black				
	Da = 15, L = 104	■	■	■	1320239A
	Da = 18, L = 90	■	■	■	1319250A
	Check valve				
	plastic, without leak hole, black				
	Da = 10, L = 59	■	■		1320838A
	Da = 15, L = 104	■	■	■	1320240A
	Da = 18, L = 100	■	■	■	1319484A
	Check valve				
	L = 94				
	Da = 18, H = 42	■	■	■	1327550A
	Da = 20, H = 43	■	■	■	1327551A
	Check valve				
	Da = 18, L = 94, H = 52, double check valve ball-type T	■	■	■	1327549A