







Control elements

Wireless






		Air Top 2000 STC	Air Top Evo 40/55	Thermo Top Evo	Thermo Pro 90	Order number
	ThermoConnect TCon2 – 12/24 V – Available control functions: heating, ventilation, setting of timers, heating time management (HTM) – Individual operating time between 1 minute – 24 hours and continuous heating – Multiple vehicle control with one app possible – 2G and 4G based control unit with integrated antenna – Including push button with integrated temperature sensor and operation indicator – App available for Android, iOS and Web App my.webasto-connect.com for every web connected device – Alexa skill myWebasto available for Alexa capable devices	■	■	■	■	9040223E
	Remote control Telestart T99 – 12 V – Available control functions: heating, ventilation – Individual operating time between 10 – 120 minutes and continuous heating – Incl. one handheld transmitter with battery, receiver, self-adhesive window antenna and wiring harness			■	■	9039217A
	Hand-held transmitter T99 – Incl. battery, – Included in kit 9039217A, – Up to four transmitters can be connected			■	■	9039224A
	Y-adaptor for wiring harness For connecting a second control element	■	■	■	■	1319820A

Wired

	MultiControl Mar RV ATE – 12/24 V – Available control functions: heating, ventilation – 21 activatable timer (3 preselectable on-times per day, programmable for 7 days in advance) – Quick start button – Individual operating time between 10 – 120 minutes and continuous heating – Quick and intuitive operation thanks to a large TFT display and multifunction button – Cover panel dimensions (L x W) 68 x 48 mm – Installation depth: 15 mm – Including adhesive pad – Pre-set to Air Top 2000 STC, all other air heaters can be selected	■	■			9030910E
	MultiControl Mar RV TT – 12/24 V – Available control functions: heating, ventilation, – 21 activatable timer (3 preselectable on-times per day, programmable for 7 days in advance) – Quick start button – Individual operating time between 10 – 120 minutes and continuous heating – Quick and intuitive operation thanks to a large TFT display and multifunction button – Cover panel dimensions (L x W) 68 x 48 mm – Installation depth: 15 mm – Including adhesive pad – Pre-set to Thermo Top Evo, all other water heaters can be selected			■	■	9030911D

Control elements

Switches

		Air Top 2000 STC	Air Top Evo 40/55	eThermo Top Eco 20 P/30 P	Thermo Top Evo	Thermo Pro 90	Order number
	Rotary selector switch – 12/24 V – Available control functions: steplessly adjustable heating – With operation indicator and fault display by blink code – Cover panel dimensions: Ø 49 mm – Installation depth 55 mm	■	■				1322581A
	Rotary selector switch with automatic altitude adjustment – 12/24 V – With switch function and light – Cover panel Ø 49 mm – Installation depth including plug: 55 mm, – For Air Top Evo heaters with automatic altitude compensation		■				1322703A
	Installation cover panel – For rotary selector switch (1322581A) – Cover panel dimensions (L x W): 84 x 41.6 mm	■	■				1319733A
	Rocker switch ON/OFF – 12/24 V – Available functions: ON/OFF-switch – LED to indicate heater operation – Cover panel dimensions (L x W): 23 x 23 mm (drilling hole 20 mm)					■	9032550A
	W-LAN plug for eThermo Top Eco			■			PEA-NX-4458