

CRUISE Elegance Marine Refrigerators

It is our mission to design and build high-quality and energy efficient marine refrigeration systems exclusively for sailing yachts and motor cruisers. The CRUISE Elegance Marine refrigerators are available in five sizes starting with 42 up to 130 liters capacity. They convince with their infinite design opportunities as the door panel and the handle can be customized according to the customers expectations. The result: a completely in line interior boat design.

The ultimate combination of style and technology!



- 5 volumes: 42, 49, 65, 85, 130 liters
- Ready for Isotherm SEC and ITC
- Innovative vent-lock system
- Easy-fix installation solutions
- Customizable door panel and handle
- Reliability: Secop compressors
- Extra-thick insulation for low power consumption
- White LED internal lighting

By choosing an Isotherm CRUISE Elegance fridge you will enjoy infinite customization options.

■ Standard customization options:



White

Black

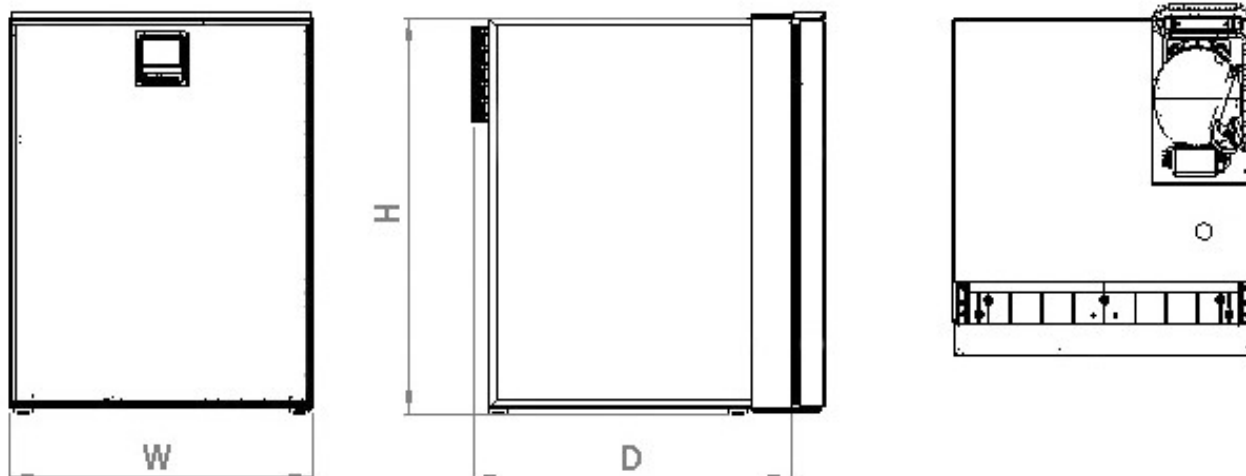
Teak

Wengè

White oak

Full custom design available on request. (Please contact Indel Webasto Marine)

Cruise Elegance Marine Refrigerators





Vent-lock system



With a simple slide of the invisible mechanism, CRUISE Elegance fridges can be switched to ventilation status. The door is kept open while the fridge is out of operation.

Easy-fix installation solution



The new installation system allows an easy fixing of the cabinet directly from the interior of the fridge. The external flange is no longer necessary for the installation. An innovative internal bushing structure prevents the crushing of the insulated side wall.

Ready to further reduce power consumption!

All CRUISE Elegance fridges have been prepared and tested for the installation of Isotherm Smart Energy Control (SEC) and Intelligent Temperature Control (ITC). The location of the sensor is pre-configured in the cabinet, for an easy aftermarket application.



Please refer to Cooling Technology chapter in this catalogue

Product highlights:

- A new handle has been designed to open large sized doors from a central position
- Door panel and handle can be customized in a few minutes
- A wide choice is already available from our stock – special requests can also be processed. (> 300 options)
- Branding/Logo on handle can be implemented on request

Product overview: Isotherm CRUISE Elegance Marine Refrigerators

| Type | Gross volume (l) | | Dimensions W x H x D (mm) | Weight (kg) | Power consumption (Wh/24h) | Secop compressor type | Freezer compartment specifications |
|-----------------|------------------|---------|-----------------------------------|-------------|----------------------------|-----------------------|------------------------------------|
| | Fridge | Freezer | | | | | |
| CR 42 EL | 37 | 5 | 380 x 525 x 455 ⁽¹⁾⁽²⁾ | 14 | 285 | BD1.4F-VSD | ✳ (-6) |
| CR 49 EL | 44 | 5 | 380 x 525 x 452 ⁽²⁾ | 17 | 265 ⁽³⁾ | BD35F | ✳ (-6) |
| CR 65 EL | 60 | 5 | 450 x 530 x 473 ⁽²⁾ | 18 | 275 ⁽³⁾ | BD35F | ✳ (-6) |
| CR 85 EL | 77 | 8 | 475 x 627 x 505 ⁽²⁾ | 22 | 368 ⁽³⁾ | BD35F | ✳ (-6) |
| CR 130 EL | 122 | 8 | 525 x 750 x 510 ⁽²⁾ | 26 | 418 ⁽³⁾ | BD35F | ✳ (-6) |
| Freeline 115 EL | 83 | 32 | 525 x 797 x 495 ⁽²⁾ | 30 | 257 | BD35F | ✳ (-6) |

(1) Depth 350+145 mm with remote compressor

(2) Dimensions (to be added) + 50 mm door's depth

(3) Power consumption can be reduced by up to 50 % with the use of an Isotherm Smart Energy Control or ITC device

Power consumption Wh/24h in operation on 12 V with +5°C in the refrigeration space, ambient temperature +25°C according to the Standards ISO 15502:2005 and EN 153:2006
Please refer to the installation manual for further technical/installation details. Specification changes may be made without prior notice.

CRUISE Elegance

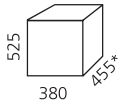
CRUISE EL 42, 49, 65



CRUISE 42 EL

The CR 42 EL is the smallest fridge of the CRUISE Elegance line. The fridge features a new inner lining with one adjustable shelf and two retainers inside the door, as well as a freezer compartment with a volume of 5 liters with magnetic steel evaporator door. The compressor, installed on the back of the cabinet, can be removed up to 1 mt. away.

* Depth only 350 mm when compressor is remote
50 mm door's thickness not included



| Isotherm CRUISE 42 EL | |
|-----------------------|----|
| Weight (Kg) | 14 |
| Gross volume (l) | 42 |

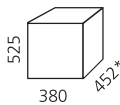
| ORDER NUMBER | DESCRIPTION |
|------------------|---|
| C042RSAAS11111AA | FRIDGE CR42/V ELEGANCE SILVER 12/24V DC |



CRUISE 49 EL

The CR 49 EL features a new inner lining with one adjustable shelf and two retainers inside the door, as well as a freezer compartment with a volume of 5 liters with magnetic steel evaporator door.

* 50 mm door's thickness not included



| Isotherm CRUISE 49 EL | |
|-----------------------|----|
| Weight (Kg) | 17 |
| Gross volume (l) | 49 |

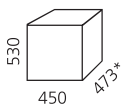
| ORDER NUMBER | DESCRIPTION |
|------------------|--|
| C049RSAAS11111AA | FRIDGE CR 49/V ELEGANCE SILVER 12/24V DC |



CRUISE 65 EL

The CR 65 EL fridge is based on the same inner lining as the CR 49 EL including one adjustable shelf and two retainers inside the door. It also features a freezer compartment with a volume of 5 liters. Magnetic stainless steel evaporator's door.

* 50 mm door's thickness not included



| Isotherm CRUISE 65 EL | |
|-----------------------|----|
| Weight (Kg) | 18 |
| Gross volume (l) | 65 |

| ORDER NUMBER | DESCRIPTION |
|------------------|--|
| C065RSAAS11111AA | FRIDGE CR 65/V ELEGANCE SILVER 12/24V DC |

CRUISE Elegance

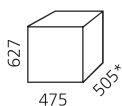
CRUISE EL 85, 130, Freeline 115



CRUISE 85 EL

The CR 85 EL provides the customer a 8 liter freezer compartment, two adjustable shelves and two retainers inside the door. It is ready for Isotherm Smart Energy Control, like all other CRUISE Elegance fridges. Magnetic stainless steel evaporator's door.

* 50 mm door's thickness not included



| Isotherm CRUISE 85 EL | |
|-----------------------|----|
| Weight (Kg) | 22 |
| Gross volume (l) | 85 |

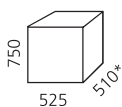
| ORDER NUMBER | DESCRIPTION |
|------------------|---------------------------------------|
| C085RSAAS11111AA | FRIDGE CR 85/V ELEGANCE SILVER 12/24V |



CRUISE 130 EL

The CR 130 EL features a separated freezer compartment with a volume of 8 liters, two adjustable shelves and three retainers inside the door. It is equipped with a vegetable bin covered by two glass shelves. Magnetic stainless steel evaporator's door.

* 50 mm door's thickness not included



| Isotherm CRUISE 130 EL | |
|------------------------|-----|
| Weight (Kg) | 26 |
| Gross volume (l) | 130 |

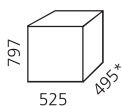
| ORDER NUMBER | DESCRIPTION |
|------------------|--|
| C130RSAAS11111AA | FRIDGE CR 130/V ELEGANCE SILVER 12/24V |



FREELINE 115 EL

FREELINE 115 liters Elegance provides 83 liters capacity as fridge and 32 liters as freezer. The freezer compartment allows massive food storage thanks to its full width design; it can contain 4 carton boxes of pizza. It is equipped with a modern LED base control panel flush mounted in the cabinet, that permits an easy fridge operation in selecting temperature and reading error codes. ECO function like the overcooling mode, to store cold energy in food and drinks while a surplus of power is available. Extremely low power consumption (267W) due to extra-thick insulation and its integrated ECO function.

* 50 mm door's thickness not included



| Isotherm FREELINE 115 | |
|-----------------------|-----|
| Weight (Kg) | 30 |
| Gross volume (l) | 115 |

| ORDER NUMBER | DESCRIPTION |
|------------------|---|
| F115RSAAS11111AA | FRIDGE FREELINE FL 115 ELEGANCE VENTILATED 12/24V |

CRUISE Classic, Silver, White, Inox, Combi Marine Refrigerators

Isotherm CRUISE Refrigerators combine technological innovation with sophisticated, yet practical design. The CRUISE Classic refrigerators are available from 36 liters up to 320 liters and provide numerous customization options.

Extremely robust yet practical in the use

Common Product Features:

- Freezer compartment (not on Drink versions)
- High customization possible for door and frame design
- Equipped with interior light
- Installation frame (optional on Cruise Classic and Elegance)
- Very low power consumption
- 12/24 V Secop compressor
- Door with a safety lock and magnetic rubber seal



CRUISE 36 FULL INOX

Some standard features of the Cruise Inox Line:

- Different side frames: 2 up to 3 side frames for an easy installation and 3 up to 4 side frames for a complete flush integration
- Complete stainless steel design (doors and handles)
- Different cooling systems: ventilated as standard, water-cooled with a self pumping kit (patented) and water-cooled through a sea water pump for tropical conditions as option

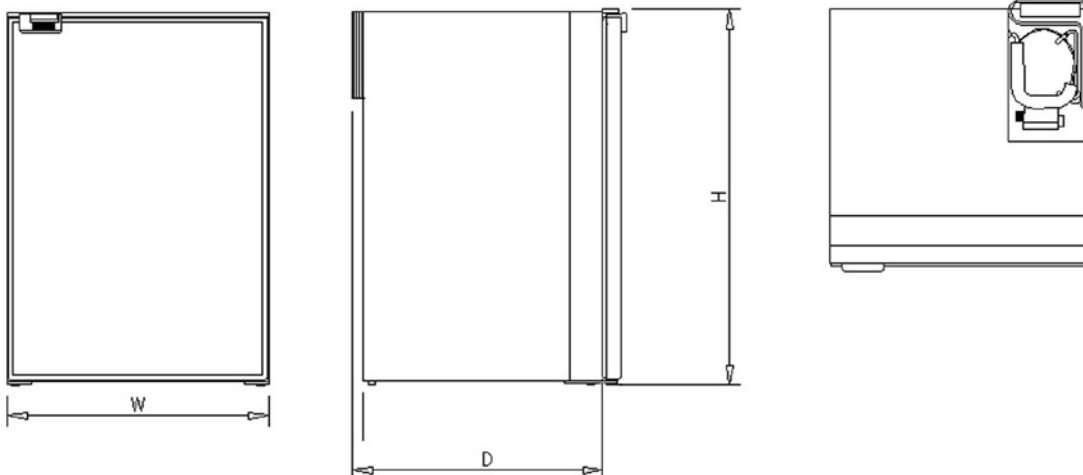


CRUISE 160 DRINK INOX

Some standard features of the Cruise Classic line:

- Fan-cooled 12/24 V Secop compressor
- Custom door panels to complement any interior (grey door as standard)
- Freezer compartment (except Drink versions)
- One piece inner lining of food-quality, high density plastic with rounded corners for easy cleaning
- Constructed of corrosion resistant materials
- Interior light (not on CR 36, CR 100)
- Magnetic rubber seals keep moisture out and door firmly closed
- Right hand or left hand side opening possible*

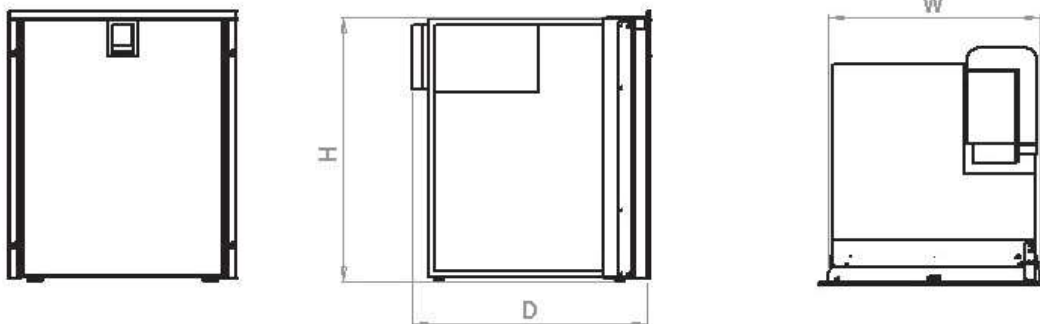
Cruise Marine Refrigerators Classic



*Due to the door latch position on some CRUISE Stainless Steel Inox line models (CR 90 Freezer, CR 130 Drink, CR 130 and CR 195), right or left swing must be stated when ordering



Cruise Marine Refrigerators Inox



Product Overview: Isotherm CRUISE Marine Refrigerators

| Type | Gross volume (l) | | Dimensions W x H x D (mm) | Available with | | Weight (kg) | Power consumption Wh/24h | Secop compressor type | Freezer compartment specifications |
|---------------------------|------------------|---------|-----------------------------------|------------------|------------------|-------------|--------------------------|-----------------------|------------------------------------|
| | Fridge | Freezer | | SEC | ITC | | | | |
| CR 36 Classic | 36 | – | 440 x 250 x 685 ⁽¹⁾⁽²⁾ | | | 16 | 300 | BD35F | – |
| CR 36 Inox / 36 Full Inox | 36 | – | 455 x 255 x 715 ⁽³⁾ | | | 17 | 300 | BD35F | – |
| CR 40 Cubic | 40 | | 420 x 435 x 585 ⁽⁴⁾⁽⁵⁾ | | | 18 | 186 | BD35F | *** (-12°C) |
| CR 42 Classic | 37 | 5 | 380 x 525 x 455 ⁽⁵⁾⁽⁶⁾ | | | 14 | 300 | BD1.4F-VSD | * (-6°C) |
| CR 49 Classic | 44 | 5 | 386 x 525 x 452 ⁽⁵⁾ | X | X | 16 | 278 | BD35F | * (-6°C) |
| CR 65 Classic | 60 | 5 | 450 x 530 x 473 ⁽⁵⁾ | X | X | 19 | 288 | BD35F | * (-6°C) |
| CR 85 Classic | 77 | 8 | 475 x 627 x 505 ⁽⁵⁾ | X | X | 22 | 386 | BD35F | * (-6°C) |
| CR 86 Classic | 76 | 10 | 380 x 850 x 495 ⁽⁵⁾ | | | 24 | 499 | BD1.4F-VSD | * (-6°C) |
| CR 90 Classic | 70 | 20 | 476 x 850x 430 ⁽⁵⁾ | X | X | 24 | 520 | BD35F | **** (-18°C) |
| CR 100 Classic | 94 | 6 | 486 x 745 x 455 ⁽⁵⁾ | X | X | 26 | 400 | BD35F | * (-6°C) |
| CR 130 Classic | 122 | 8 | 525 x 750 x 510 ⁽⁵⁾ | X | X | 23 | 438 | BD35F | * (-6°C) |
| CR 130 Drink | 130 | – | 527 x 750 x 520 ⁽⁵⁾ | X | X | 27 | 400 | BD35F | – |
| CR 130 Drink Inox | 130 | – | 544 x 750 x 560 | X | X | 32 | 400 | BD35F | – |
| CR 160 Drink Inox | 160 | – | 626 x 870 x 610 | X | X | 40 | 512 | BD50F | – |
| CR 195 Combi Classic | 130 | 65 | 551 x 1347 x 565 | X ⁽⁸⁾ | X ⁽⁸⁾ | 54 | 840 | 2 x BD35F | **** (-18°C) |
| CR 195 Combi Inox | 130 | 65 | 544 x 1347 x 565 | X ⁽⁸⁾ | X ⁽⁸⁾ | 54 | 840 | 2 x BD35F | **** (-18°C) |
| CR 200 Classic | 150 | 50 | 731 x 880 x 620 | | | 53 | 874 | BD50F | *** (-12°C) |
| CR 200 Inox | 150 | 50 | 731 x 880 x 620 | | | 53 | 874 | BD50F | *** (-12°C) |
| CR 205 White | 175 | 30 | 540 x 1205 x 506 ⁽⁵⁾ | | | 36 | | BD50F | **** (-18°C) |
| CR 220 Combi Inox | 130 | 90 | 544 x 1545 x 560 | X ⁽⁸⁾ | X ⁽⁸⁾ | 61 | 1070 | 2 x BD35F | **** (-18°C) |
| CR 223 White | 168 | 55 | 540 x 1441 x 506 ⁽⁵⁾ | | | 40 | | BD50F | **** (-18°C) |
| CR 225 Silver | 188 | 45 | 547 x 1444 x 506 ⁽⁷⁾ | | | 36 | – | BD50F | **** (-18°C) |
| CR 260 Combi Inox | 244 | 16 | 544 x 1545 x 560 | X | X | 64 | 836 | 2 x BD35F | * (-6°C) |
| CR 280 Silver | 235 | 45 | 547 x 1700 x 486 ⁽⁷⁾ | | | 41 | – | BD50F | **** (-18°C) |
| CR 285 White | 205 | 80 | 540 x 1790 x 506 ⁽⁵⁾ | | | 53 | | BD50F | **** (-18°C) |
| CR 320 Combi Inox | | | 628 x 1790 x 610 | X ⁽⁸⁾ | X ⁽⁸⁾ | 85 | | | |
| Fridge/Fridge | 320 | | | | | | 1042 | 2 x BD50F | – |
| Fridge/Freezer | 250 | 70 | | | | | 1147 | BD50F + BD80F | * (-6°C) |
| Freezer/Freezer | 160 | 160 | | | | | 1609 | BD50F + BD80F | ** (-12°C) |

(1) Door thickness (to be added): 35 mm - (2) Depth 556+170 mm with remote compressor - (3) Depth 595+170 mm with remote compressor - (4) Depth 460+170 mm with remote compressor - (5) Door thickness (to be added): 40 mm - (6) Depth 350+145 mm with remote compressor - (7) Door thickness (to be added): 70 mm - (8) Available for fridge compartment only. Power consumption Wh/24h in operation on 12 Volt with +5°C in the refrigeration space, ambient temperature +25°C according to the Standards ISO 15502:2005 and EN 153:2006. Refrigerators manufacturing tolerances -2/+4 mm - Dimensions include refrigerator's feet. According to EN 603335 - 1 regulation, the inside walls of the furniture housing the refrigerator must be distant from the fridge by 20 mm per side and 50 mm from the top. Most of Isotherm fridges can also benefit from a retrofitted Isotherm Smart Energy Control kit. On some models it reduces battery consumption by up to 50%.

Please refer to the installation manual for further technical/installation details. Specification changes may be made without prior notice.

CRUISE Classic

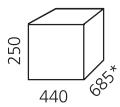
CRUISE 36, 40 Cubic, 42, 86



CRUISE 36

The CR 36 is a built-in drawer fridge with unique design. Due to its compact dimensions, the CR 36 can be installed where no other fridge might fit. The compressor can be removed up to 1.20 meter away. It comes with a white door and mounting frame as standard.

* Depth only 556 mm when compressor is remote
35 mm door's thickness not included



| Isotherm CRUISE 36 | |
|--------------------|----|
| Weight (Kg) | 17 |
| Gross volume (l) | 36 |

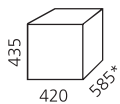
| ORDER NUMBER | DESCRIPTION |
|---------------|--------------------------|
| 1036BA1G00000 | FRIDGE CRUISE WHITE 36/V |



CRUISE 40 Cubic

The CR 40 Cubic can be used as a fridge or freezer and installed both as a front opening fridge or freezer (Cruise) or as a top opening fridge or freezer (Built-In box). As standard installation the CR 40 Cubic is an ordinary front opening fridge or freezer. By changing position, it can be mounted like a cockpit top opening fridge or freezer as the Isotherm Built-In line products. The compressor can be removed up to 1 meter away.

* Depth only 460 mm when compressor is remote
40 mm door's thickness not included



| Isotherm CRUISE 40 Cubic | |
|--------------------------|----|
| Weight (Kg) | 18 |
| Gross volume (l) | 40 |

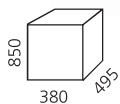
| ORDER NUMBER | DESCRIPTION |
|---------------|-------------------------------------|
| 1040BB1AC0000 | FRIDGE OR FREEZER CRUISE CUBIC 40/V |



NEW

CRUISE 86

The Cruise 86 is a refrigeration solution about 86 liters gross volume, provided with a large freezer compartment of 10litres. It is provided by the reliable BD Micro compressor technology, that contributes to a general low weight of 24kgs and to a low power consumption of 0,499kW/24h. Its 'slim line design' makes possible applications in narrow spaces, with the easiness of an optional modular fixing flange.

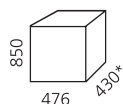


| Isotherm CRUISE 86 | |
|--------------------|----|
| Weight (Kg) | 24 |
| Gross volume (l) | 86 |

| ORDER NUMBER | DESCRIPTION |
|----------------|--|
| C086RBAN1111AA | FRIDGE CRUISE CLASSIC BLACK PANEL 86/V |

CRUISE Classic

CRUISE 90, 100, 130 Drink



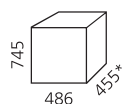
| Isotherm CRUISE 90 | |
|--------------------|----|
| Weight (Kg) | 24 |
| Gross volume (l) | 90 |

| ORDER NUMBER | DESCRIPTION |
|---------------|--------------------------------|
| 1090BB1AA0000 | FRIDGE AND FREEZER CRUISE 90/V |

CRUISE 90

The CR 90 is a two door fridge-freezer solution. The refrigerator provides a volume of 70 liters and the freezer a volume of 20 liters. The refrigerator is equipped with interior light.

* 40 mm door's thickness not included



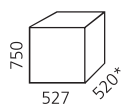
| Isotherm CRUISE 100 | |
|---------------------|-----|
| Weight (Kg) | 27 |
| Gross volume (l) | 100 |

| ORDER NUMBER | DESCRIPTION |
|---------------|---------------------|
| 1100BA1AA0000 | FRIDGE CRUISE 100/V |

CRUISE 100

The CR 100 differentiates itself with air ducts and fan ventilated compressor which permits circulation even in tight installations. Additional mounting frames are available as an option.

* 40 mm door's thickness not included



| Isotherm CRUISE 130 Drink | |
|---------------------------|-----|
| Weight (Kg) | 26 |
| Gross volume (l) | 130 |

| ORDER NUMBER | DESCRIPTION |
|---------------|---------------------------|
| 1130BA1AA0000 | FRIDGE CRUISE DRINK 130/V |

CRUISE 130 Drink

The CR 130 D is a special version of the CR 130 providing the customer with an extra space for drinks instead of the freezer compartment. It is equipped with interior light and a fan for cool air distribution inside the fridge. Wine bottle racks, are available as option.

* 40 mm door's thickness not included

CRUISE Silver

CRUISE 225, 280

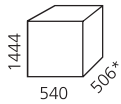


NEW

CRUISE 225 Silver

The CR 225 is a two door fridge-freezer solution. The refrigerator provides a volume of 183 liters and the freezer a volume of 42 liters. The refrigerator is equipped with interior light, three shelves and two vegetable bins at the bottom.

* 70 mm door's thickness not included



| Isotherm CRUISE 225 | |
|---------------------|----------|
| Weight (Kg) | 36 |
| Gross volume (l) | 180 + 45 |

| ORDER NUMBER | DESCRIPTION |
|------------------|-----------------------------------|
| C225RNASP14111AA | FRIDGE AND FREEZER SILVER CR225/V |

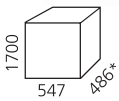


NEW

CRUISE 280 Silver

The CR 280 is a two door fridge-freezer solution. The refrigerator provides a volume of 238 liters and the freezer a volume of 42 liters. The refrigerator is equipped with interior light, four shelves and two vegetable bins at the bottom.

* 70 mm door's thickness not included



| Isotherm CRUISE 280 | |
|---------------------|----------|
| Weight (Kg) | 41 |
| Gross volume (l) | 235 + 45 |

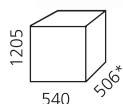
| ORDER NUMBER | DESCRIPTION |
|------------------|--|
| C280RNASP14111AA | FRIDGE AND FREEZER CRUISE SILVER CR280/V |

CRUISE White

CRUISE 205, 223, 285



NEW



| Isotherm CRUISE 205 | |
|---------------------|----------|
| Weight (Kg) | 36 |
| Gross volume (l) | 175 + 30 |

| ORDER NUMBER | DESCRIPTION |
|------------------|---|
| C205RNACP14111AA | FRIDGE AND FREEZER CRUISE WHITE CR205/V |

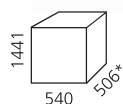
CRUISE 205 White

The Cruise 205 White is a single door fridge-freezer solution of about 205 liters gross volume. The refrigerator provides a volume of 30 liters and the freezer a volume of 175 liters. The Secop compressor is integrated into a system solution capable to cope with marine environments, thanks to an oversize extra condenser. The application is made possible via the flat door, that with the dedicated slider allow customers to integrate the product to perfection. Panel's finishing and locking mechanism are customizable by the clients and the AC/DC compatibility is possible via the optional isotherm Power Pack.

* 40 mm door's thickness not included



NEW



| Isotherm CRUISE 223 | |
|---------------------|----------|
| Weight (Kg) | 40 |
| Gross volume (l) | 168 + 55 |

| ORDER NUMBER | DESCRIPTION |
|------------------|---|
| C223RNACP14111AA | FRIDGE AND FREEZER CRUISE WHITE CR223/V |

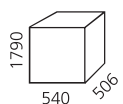
CRUISE 223 White

The Cruise 223 White is a double door fridge-freezer solution. The refrigerator provides a volume of 55 liters and the freezer a volume of 168 liters. The Secop compressor is integrated into a system solution capable to cope with marine environments, thanks to an oversize extra condenser. The application is made possible via the flat doors, that with the dedicated sliders allow customers to integrate the product to perfection. Panel's finishing and locking mechanism are customizable by the clients and the AC/DC compatibility is possible via the optional isotherm Power Pack.

* 40 mm door's thickness not included



NEW



| Isotherm CRUISE 285 | |
|---------------------|----------|
| Weight (Kg) | 53 |
| Gross volume (l) | 205 + 80 |

| ORDER NUMBER | DESCRIPTION |
|------------------|---|
| C285RNACP14111AA | FRIDGE AND FREEZER CRUISE WHITE CR285/V |

CRUISE 285 White

The Cruise 285 White is a double door fridge-freezer solution. The refrigerator provides a volume of 80 liters and the freezer a volume of 205 liters. The Secop compressor is integrated into a system solution capable to cope with marine environments, thanks to an oversize extra condenser. The application is made possible via the flat doors, that with the dedicated sliders allow customers to integrate the product to perfection. Panel's finishing and locking mechanism are customizable by the clients and the AC/DC compatibility is possible via the optional isotherm Power Pack.

* 40 mm door's thickness not included

CRUISE Inox

CRUISE 36, 36 Full Inox, 130 Drink, 160 Drink, 200

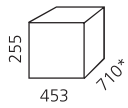


For application in open deck areas we recommend the use of the FULL INOX version, with cabinet's body in stainless steel

CRUISE 36 Inox

The CR 36 Inox is a built-in drawer fridge with unique design. Due to its compact dimensions, the CR 36 Inox can be installed where no other fridge might fit. The compressor can be removed up to 1.20 meter away. The Inox model comes with a four side flush mounting frame as standard.

* Depth only 585 mm when compressor is remote



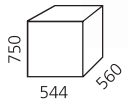
| Isotherm CRUISE 36 Inox | |
|-------------------------|----|
| Weight (Kg) | 17 |
| Gross volume (l) | 36 |

| ORDER NUMBER | DESCRIPTION |
|---------------|-----------------------------------|
| 1036BA1EK0000 | FRIDGE CRUISE INOX 36/V |
| 1036BA1EK0012 | FRIDGE CRUISE INOX 36/V FULL INOX |



CRUISE 130 Drink Inox

The CR 130 D Inox is the stainless steel design version of the CR 130 D providing the customer with an extra space for drinks instead of the freezer compartment. It is equipped with interior light and a fan for cool air distribution inside the fridge.



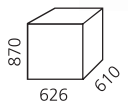
| Isotherm CRUISE 130 Drink Inox | |
|--------------------------------|-----|
| Weight (Kg) | 32 |
| Gross volume (l) | 130 |

| ORDER NUMBER | DESCRIPTION |
|---------------|--------------------------------|
| 1130BA1MK0000 | FRIDGE CRUISE DRINK INOX 130/V |



CRUISE 160 Drink Inox

The CR 160 D Inox is a stainless steel fridge unit, specifically designed to offer spacious on board storage for drinks and beverage, keeping them always at the right temperature thanks to the ventilated evaporator on the back. It is provided with an elegant LED light and it is available with right or left hinged door, nicely integrated thanks to its 3 sides flush flange. Having the same cut-out dimensions of the Drawer 160 Inox light, it is ideal for a side by side application.



| Isotherm CRUISE 160 Drink Inox | |
|--------------------------------|-----|
| Weight (Kg) | 40 |
| Gross volume (l) | 160 |

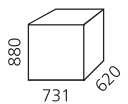
| ORDER NUMBER | DESCRIPTION |
|------------------|--------------------------------|
| C160RNEIA12111AA | FRIDGE CRUISE DRINK INOX 160/V |



CRUISE 200 Inox

The CR 200 Inox is a stylish new fridge-freezer in stainless steel design that has been developed to offer spacious on board storage for fresh and frozen foods. It is designed for easy installation under the work surface. The CR 200 Inox is divided into a 150 liters volume fridge section and a 50 liters volume freezer section.

* Available also with classic doors



| Isotherm CRUISE 200 Inox | |
|--------------------------|-----|
| Weight (Kg) | 53 |
| Gross volume (l) | 200 |

| ORDER NUMBER | DESCRIPTION |
|---------------|--------------------------------------|
| 1200BB1XK0000 | FRIDGE AND FREEZER CRUISE INOX 200/V |

CRUISE Combi Inox

CRUISE 195, 220

COMBI Line Available as

- 1. Refrigerator
- 2. Freezer
- 3. Ice Maker
- 4. Refrigerator with freezer compartment

| |
|---|
| 1 |
| 2 |
| 3 |
| 4 |

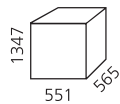


- 1
- 2

CRUISE 195 Combi Inox

The CR 195 Inox is a two door fridge-freezer solution combining a CR 130 refrigerator and a 65 liters freezer. The refrigerator comes with interior light and a vegetable bin. CR195 Inox is equipped with two fan-cooled compressors, separate thermostats for the fridge and freezer sections and is delivered with a flush mounting frame.

* Available also with classic doors



| Isotherm CRUISE 195 Combi | |
|---------------------------|----------|
| Weight (Kg) | 54 |
| Gross volume (l) | 130 + 65 |

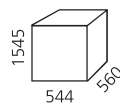
| ORDER NUMBER | DESCRIPTION |
|---------------|--|
| 1195BB1MK0000 | FRIDGE AND FREEZER CRUISE COMBI INOX 195/V |



- 1
- 2

CRUISE 220 Combi Inox

The CR 220 Inox is a two door fridge-freezer solution in stainless steel, combining a CR 130 fridge on top of a CR 90 liters freezer. Equipped with two fan-cooled compressors with separate thermostats, this combination grants maximum cooling performance. An elegant flush frame is provided, with inner ventilation grilles to easier condenser's cool down process.



| Isotherm CRUISE 220 Combi | |
|---------------------------|--------|
| Weight (Kg) | 61 |
| Gross volume (l) | 130+90 |

| ORDER NUMBER | DESCRIPTION |
|------------------|--|
| C220RNEIA14111AA | FRIDGE AND FREEZER CRUISE COMBI INOX 220/V |

CRUISE Combi Inox

CRUISE 260, 320

COMBI Line Available as

- 1. Refrigerator
- 2. Freezer
- 3. Ice Maker
- 4. Refrigerator with freezer compartment

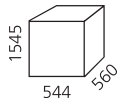
| |
|---|
| 1 |
| 2 |
| 3 |
| 4 |



| |
|---|
| 1 |
| 4 |

CRUISE 260 Combi Inox

The CR 260 Inox is a spacious fridge-fridge solution designed for big vessels. A CR 130 drink refrigerator is positioned on the top, with a practical Drawer 130 liter fridge unit at the bottom. The hybrid combinations of front opening door and the bottom drawer concept gives the CR 260 a stylish and practical impression. The Drawer 130 it is provided with a large drawer mechanism base freezer compartment, and can be delivered with an optional 4th side frame with off-shore lock included.



| Isotherm CRUISE 260 Combi | |
|---------------------------|---------|
| Weight (Kg) | 64 |
| Gross volume (l) | 130+130 |

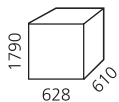
| ORDER NUMBER | DESCRIPTION |
|------------------|--------------------------------|
| C260ANEIA11111AA | FRIDGE CRUISE COMBI INOX 260/V |



| | | |
|---|---|---|
| 1 | 1 | 1 |
| 1 | 1 | 2 |
| 1 | 2 | 2 |

CRUISE 320 Combi Inox

The CR 320 Inox is an hybrid modular unit, that joins large liter capacity with practical and stylish appearance. A new Cruise 160 Drink is positioned on the top, with a double drawer unit located at the bottom. As per current configuration possibilities, DR 160 Inox can be specified in tree versions: both drawers as fridge, both drawers as freezer, one drawer fridge and the other freezer.



| Isotherm CRUISE 320 Combi | |
|---------------------------|---------|
| Weight (Kg) | 85 |
| Gross volume (l) | 160+160 |

| ORDER NUMBER | DESCRIPTION |
|------------------|---|
| C320ANEIA1A111AA | FRIDGE, FRIDGE AND FRIDGE CRUISE COMBI INOX 320/V |
| C320ANEIA1B111AA | FRIDGE, FRIDGE AND FREEZER CRUISE COMBI INOX 320/V |
| C320ANEIA1C111AA | FRIDGE, FREEZER AND FREEZER CRUISE COMBI INOX 320/V |

CRUISE Inox Clean Touch Marine Refrigerators

The Inox Clean Touch represents the latest development of the world-wide appreciated Elegance product line. It combines in fact the Cruise Elegance line features (except Vent-Lock system) with a new door design in stainless steel especially treated to avoid fingerprints (Inox anti-fingerprint). This new material combines a state of the art marine design with a very easy cleaning and maintenance of the refrigerator. The Elegance line handle is nicely flush mounted into a new door and centrally located to allow easy switch of the hinge opening side.



- 5 volumes: 42, 49, 65, 85, 130 liters
- 3 sides flush mounting frame as standard, 4th side as optional
- High quality stainless steel balcony profiles
- Ready for Isotherm Smart Energy Control & ITC
- Easy fix installation solution
- Reliability: Secop compressors
- Extra-thick insulation for low power consumption
- White LED internal light



Product Overview: Isotherm CRUISE Inox Clean Touch Marine Refrigerators

| Type | Gross volume (l) | | Dimensions W x H x D (mm) | Available with SEC and ITC | Weight (kg) | Power consumption (Wh/24h) | Secop compressor type | Freezer compartment specifications |
|---|------------------|---|--------------------------------|----------------------------|-------------|----------------------------|-----------------------|------------------------------------|
| CR 42 Inox Clean Touch | 37 | 5 | 400 x 525 x 500 ⁽¹⁾ | | 15 | 285 | BD1.4F-VSD | * (-6°C) |
| CR 49 Inox Clean Touch | 44 | 5 | 400 x 525 x 500 | X | 18 | 265 | BD35F | * (-6°C) |
| CR 65 Inox Clean Touch | 60 | 5 | 470 x 530 x 520 | X | 21 | 275 | BD35F | * (-6°C) |
| CR 85 Inox Clean Touch | 77 | 8 | 495 x 627 x 550 | X | 24 | 368 | BD35F | * (-6°C) |
| CR 130 Inox Clean Touch | 122 | 8 | 545 x 750 x 555 | X | 27 | 418 | BD35F | * (-6°C) |
| CR 130 Inox Clean Touch Speciale ⁽²⁾ | 122 | 8 | 545 x 794 x 585 | X | 29 | 418 | BD35F | * (-6°C) |

(1) Depth 410+140 mm with remote compressor - (2) It is equipped with a 4-sided Flush stainless steel flange.
 Power consumption Wh/24h in operation on 12 Volt with +5 °C in the refrigeration space, ambient temperature +25 °C according to the Standards ISO 15502:2005 and EN 153:2006
 Refrigerators manufacturing tolerances -2 / +4 mm
 Dimensions include refrigerator's feet
 According to EN 603335 - 1 regulation, the inside walls of the furniture housing the refrigerator must be distant from the fridge by 20 mm per side and 50 mm from the top
 Please refer to the installation manual for further technical / installation details
 Most of Isotherm fridges can also benefit from a retrofitted Isotherm Smart Energy Control kit. On some models it reduces battery consumption by up to 50 %
 Please refer to the installation manual for further technical/installation details
 Specification changes may be made without prior notice.

CRUISE Inox Clean Touch

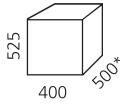
CRUISE 42, 49, 65



CRUISE 42 Inox Clean Touch

The CR 42 Inox Clean Touch is the stainless steel design version of the CR 42. The Inox Clean Touch version also provides the possibility of removing the compressor unit on the back, up to 1 meter away.

* Depth only 400 mm when compressor is remote



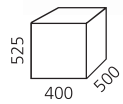
| Isotherm CRUISE 42 Inox Clean Touch | |
|--|----|
| Weight (Kg) | 15 |
| Gross volume (l) | 42 |

| ORDER NUMBER | DESCRIPTION |
|------------------|-------------------------------------|
| C042RNEIT11111AA | FRIDGE CRUISE INOX CLEAN TOUCH 42/V |



CRUISE 49 Inox Clean Touch

The CR 49 Inox Clean Touch is the stainless steel design version of the CR 49. The Inox Clean Touch version also provides the built-in compressor giving better inside dimensions for standing and lying PET bottles. As standard, it is equipped with installation frame and interior LED light.



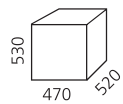
| Isotherm CRUISE 49 Inox Clean Touch | |
|--|----|
| Weight (Kg) | 16 |
| Gross volume (l) | 49 |

| ORDER NUMBER | DESCRIPTION |
|------------------|-------------------------------------|
| C049RNEIT11111AA | FRIDGE CRUISE INOX CLEAN TOUCH 49/V |



CRUISE 65 Inox Clean Touch

The CR 65 Inox Clean Touch is the stainless steel design version of the CR 65. It features a separated freezer compartment and a built-in compressor unit. It is equipped with installation frame and interior LED light as standard.



| Isotherm CRUISE 65 Inox Clean Touch | |
|--|----|
| Weight (Kg) | 21 |
| Gross volume (l) | 65 |

| ORDER NUMBER | DESCRIPTION |
|------------------|-------------------------------------|
| C065RNEIT11111AA | FRIDGE CRUISE INOX CLEAN TOUCH 65/V |

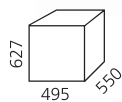
CRUISE Inox Clean Touch

CRUISE 85, 130, 130 Speciale



CRUISE 85 Inox Clean Touch

The CR 85 Inox Clean Touch is the stainless steel design version of the CR 85. It provides a freezer compartment, two adjustable shelves and a corner-mounted compressor. Interior LED light as standard. Installation flush mounting frames standard (valid for all Inox models).



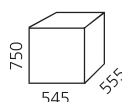
| Isotherm CRUISE 85 Inox Clean Touch | |
|-------------------------------------|----|
| Weight (Kg) | 24 |
| Gross volume (l) | 85 |

| ORDER NUMBER | DESCRIPTION |
|------------------|-------------------------------------|
| C085RNEIT11111AA | FRIDGE CRUISE INOX CLEAN TOUCH 85/V |



CRUISE 130 Inox Clean Touch

The CR 130 Inox Clean Touch is the stainless steel design version of the CR 130 providing a freezer compartment, three shelves, a vegetable bin and a door divided into three sections. It is equipped with interior LED light and a fan cooled compressor as standard.



| Isotherm CRUISE 130 Inox Clean Touch | |
|--------------------------------------|-----|
| Weight (Kg) | 27 |
| Gross volume (l) | 130 |

| ORDER NUMBER | DESCRIPTION |
|------------------|--------------------------------------|
| C130RNEIT11111AA | FRIDGE CRUISE INOX CLEAN TOUCH 130/V |

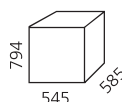


Cruise 130 Inox Clean Touch Speciale

The Cruise 130 Inox Clean Touch Speciale is a dedicated version of the CR 130 Inox Clean Touch in stainless steel design, that provides two additional exclusive features.

Its flush mounting flange is designed with an integrated upper grille, that together with a custom design air conveyer grants the full rear installation recess, and a safe product venting.

In the inside a large bottom bin, integrated with a drainage system ensures water discharge, when humidity accumulates in the cabinet while in use.



| Isotherm CRUISE 130 Inox Clean Touch Speciale | |
|---|-----|
| Weight (Kg) | 29 |
| Gross volume (l) | 130 |

| ORDER NUMBER | DESCRIPTION |
|------------------|---|
| C130RNNIT11111AA | FRIDGE CRUISE INOX CLEAN TOUCH SPECIALE 130/V - FRAME 3 SIDES AND LOWER SIDE IN BOX |

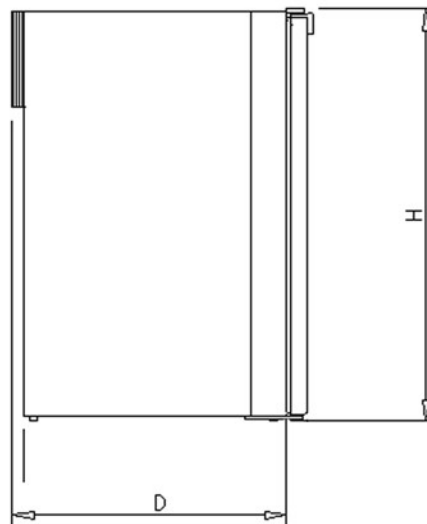
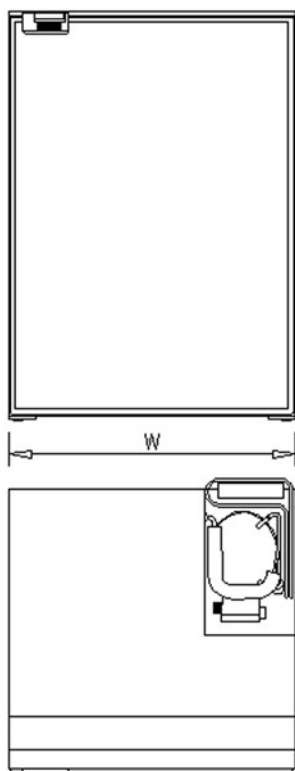
CRUISE Classic, Inox & Inox Clean Touch Marine Freezers

The Isotherm CRUISE freezer units are the perfect complement to CRUISE refrigerators. The high-quality freezers ensure the perfect and constant temperature to keep frozen food on board.



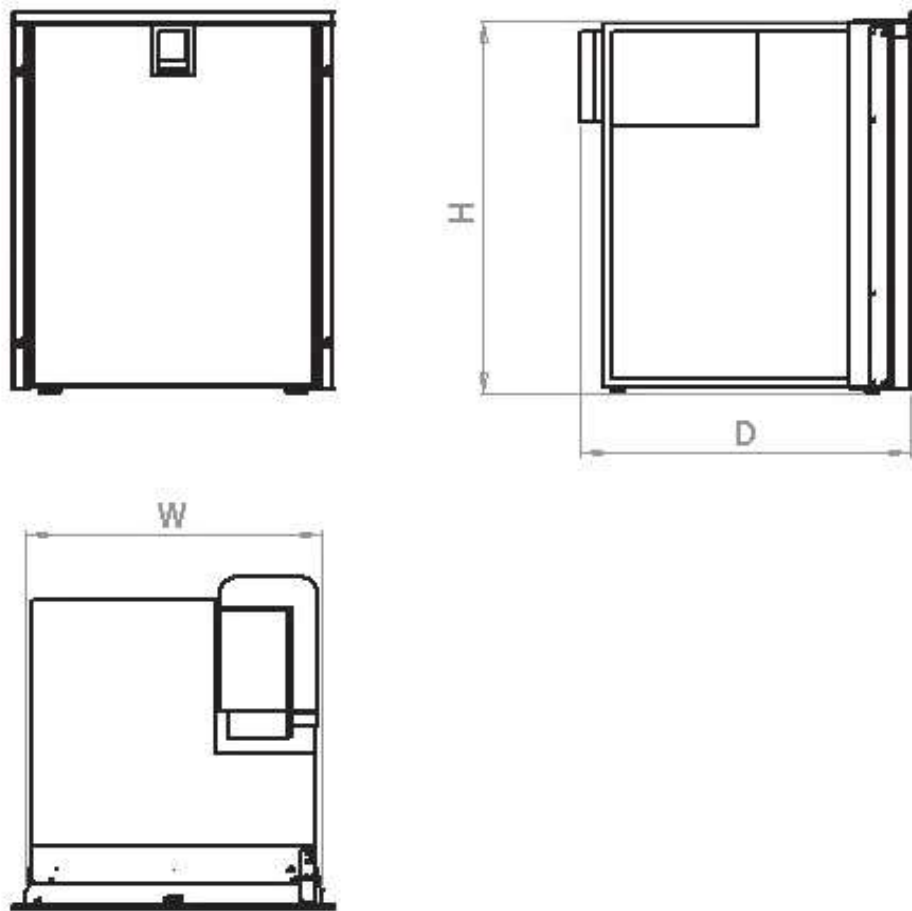
- Extra thick insulation, for excellent cooling performance and low power consumption
- 12/24 V Secop compressor
- Door with safety lock and magnetic rubber seal
- Excellent solution for a side by side fridge-freezer application
- Isotherm Power Pack ready for AC/DC application

Cruise Marine Freezers Classic





Cruise Marine Freezers Inox



Product Overview: Isotherm CRUISE Marine Freezers

| Type | Gross volume (l) | Dimensions W x H x D (mm) | Weight (kg) | Power consumption (Wh/24h) | Secop compressor type | Freezer compartment specifications |
|--------------------------|------------------|--------------------------------|-------------|----------------------------|-----------------------|------------------------------------|
| CR 63 F | 63 | 475 x 620 x 513 ⁽¹⁾ | 23 | 440 | BD35F | *** (-18°C) |
| CR 63 F Inox | 63 | 494 x 623 x 552 | 25 | 440 | BD35F | *** (-18°C) |
| CR 65 F | 65 | 525 x 610 x 540 ⁽¹⁾ | 23 | 458 | BD35F | *** (-18°C) |
| CR 65 F Inox | 65 | 544 x 610 x 580 | 23 | 458 | BD35F | ** (-18°C) |
| CR 90 F | 90 | 525 x 750 x 515 ⁽¹⁾ | 28 | 670 | BD35F | ** (-12°C) |
| CR 90 F Inox Clean Touch | 90 | 545 x 750 x 565 | 29 | 626 | BD35F | ** (-12°C) |

(1) Door thickness (to be added): +40 mm

Power consumption Wh/24h in operation on 12 Volt with -18°C in the freezer space, ambient temperature +25°C according to the Standards ISO 15502:2005 and EN 153:2006

Refrigerators manufacturing tolerances -2/+4 mm

Dimensions include refrigerator's feet

Isotherm Power Pack available for AC/DC application.

According to EN 60335 - 1 regulation, the inside walls of the furniture housing the refrigerator must distance from the fridge by 20 mm per side and 50 mm from the top

Please refer to the installation manual for further technical/installation details

Specification changes may be made without prior notice.

CRUISE Classic

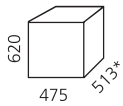
CRUISE 63 F, 65 F, 90 F



CRUISE 63 Freezer

The CR 63 Freezer has the same outside dimensions as CR 85 fridge. Therefore these units can be perfectly mounted side by side. CR 63 F is equipped with two shelves and a bin at the bottom. It has a corner-mounted compressor and the evaporator piping is integrated in the walls.

* 40 mm door's thickness not included



| Isotherm CRUISE 63 Freezer | |
|----------------------------|----|
| Weight (Kg) | 23 |
| Gross volume (l) | 63 |

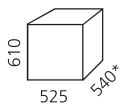
| ORDER NUMBER | DESCRIPTION |
|---------------|---------------------|
| 1063BC1AA0000 | FREEZER CRUISE 63/V |



CRUISE 65 Freezer

The CR 65 Freezer is a 65 liters volume freezer with extra thick insulation. It is equipped with one shelf and a plastic basket at the bottom. The CR 65 F is delivered with a fan-cooled compressor.

* 40 mm door's thickness not included



| Isotherm CRUISE 65 Freezer | |
|----------------------------|----|
| Weight (Kg) | 22 |
| Gross volume (l) | 65 |

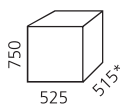
| ORDER NUMBER | DESCRIPTION |
|---------------|---------------------|
| 1065BC1AA0000 | FREEZER CRUISE 65/V |



CRUISE 90 Freezer

The CR 90 Freezer has the same outside dimensions as the CR130 fridge. Therefore these units can be perfectly mounted side by side. The CR 90 F is equipped with three shelves and four separate lids. It is delivered with a fan-cooled compressor. The top compartment operates as chiller (0 to -3°C).

* 40 mm door's thickness not included



| Isotherm CRUISE 90 Freezer | |
|----------------------------|----|
| Weight (Kg) | 28 |
| Gross volume (l) | 90 |

| ORDER NUMBER | DESCRIPTION |
|---------------|---------------------|
| 1090BC1AA0000 | FREEZER CRUISE 90/V |

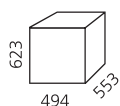
CRUISE Inox & Clean Touch

CRUISE 63 F, 65 F, 90 F



CRUISE 63 Freezer Inox

The CR 63 Freezer Inox has the same outside dimensions as CR 85 Inox fridge. Therefore these units can be perfectly mounted side by side. CR 63 F Inox is equipped with two shelves and a bin at the bottom. It has a corner-mounted compressor and the evaporator piping is integrated in the walls.



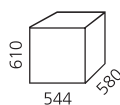
| Isotherm CRUISE 63 Freezer Inox | |
|---------------------------------|----|
| Weight (Kg) | 25 |
| Gross volume (l) | 63 |

| ORDER NUMBER | DESCRIPTION |
|---------------|--|
| 1063BC1MK0000 | FREEZER CR63/V INOX WITH FLUSH MOUNTING 12/24V |



CRUISE 65 Freezer Inox

The CR 65 Freezer Inox is a 65 liters volume freezer with extra thick insulation. It is equipped with one shelf and a plastic basket at the bottom. The CR 65 F is delivered with a fan-cooled compressor.



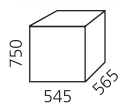
| Isotherm CRUISE 65 Freezer Inox | |
|---------------------------------|----|
| Weight (Kg) | 23 |
| Gross volume (l) | 65 |

| ORDER NUMBER | DESCRIPTION |
|---------------|--|
| 1065BC1MK0000 | FREEZER CR65/V INOX WITH FLUSH MOUNTING 12/24V |



CRUISE 90 FREEZER Inox Clean Touch

The CR 90 Freezer Inox Clean Touch with a door in stainless steel especially treated to avoid fingerprints (Inox anti-fingerprint material) has the same outside dimensions, (just 1 cm deeper), as the CR 130 fridge Inox Clean Touch. Therefore these units can be perfectly mounted side by side. The CR 90 Freezer Inox Clean Touch is equipped with three shelves and four separate lids. It is delivered with a fan-cooled compressor as standard. The top compartment operates as chiller (0 to -3°C).



| Isotherm CRUISE 90 Freezer Inox Clean Touch | |
|---|----|
| Weight (Kg) | 29 |
| Gross volume (l) | 90 |

| ORDER NUMBER | DESCRIPTION |
|------------------|--------------------------------------|
| C090RNEIT13111AA | FREEZER CRUISE INOX CLEAN TOUCH 90/V |